




REPUBLIC OF LIBERIA
MINISTRY OF COMMERCE & INDUSTRY
MONROVIA



P.O. Box 9041
1000 Monrovia,
10 Liberia
info@moci.gov.lr
www.moci.gov.lr

Petroleum Products Monthly Price Circular

August 11, 2020

New Price Ceiling For Petroleum Products on the Liberian Market Effective 12th August 2020

The Ministry of Commerce and Industry, in close consultation with the management of the Liberia Petroleum Refining Company, (LPRC), has announced that there will be an increase of five United State (0.05¢) Cents in the pump prices of gasoline (PMS) and no change in fuel Oil (AGO) except the Liberian Dollars due to the exchange rate.

Wholesale / Retail	Gasoline (PMS)	Fuel Oil (AGO)
Wholesale Selling Price	US\$2.82	US\$3.32
Retail Pump Price	US\$3.00/600.00	US\$3.50 /700.00

Note: **The CBL Exchange Rate used is (US\$1 – LRD\$200.00)**

The Ministry of Commerce Inspectorate Team will be closely monitoring the approved ceiling prices to avoid arbitrary hike in the pump prices of gasoline and fuel oil on the local market.


Prof: Wilson K. Tarpeh
MINISTER

Hon. Marie U. Coleman
MANAGING DIRECTOR / LPRC

GROW: Good policy for trade, Revitalizing the economy, Opening up the Private Sector and facilitating Work opportunities for the future.



REPUBLIC OF LIBERIA
MINISTRY OF COMMERCE & INDUSTRY
MONROVIA



P.O. Box 9041
1000 Monrovia,
10 Liberia
info@moci.gov.lr
www.moci.gov.lr

Petroleum Product (JET A-1) Monthly Price Circular

August 11, 2020

New Price Ceiling For Petroleum Product (JET A-1) on the Liberian Market Effective 12th August 2020

The Ministry of Commerce and Industry, in close consultation with the management of the Liberia Petroleum Refining Company, (LPRC), has announced that there will be an increase of eleven United States (0.115¢) Cents in the pump price of Jet A-1 within the commerce of Liberia.

Price	Jet A-1
Selling Price	US\$2.82

The Ministry of Commerce Inspectorate Team will be closely monitoring the approved ceiling price to avoid arbitrary hike in the price of Jet A-1.


Prof: Wilson K. Tarpeh
MINISTER

Hon. Marie U. Coleman
MANAGING DIRECTOR / LPRC

GROW: Good policy for trade, Revitalizing the economy, Opening up the Private Sector and facilitating Work opportunities for the future.



REPUBLIC OF LIBERIA
MINISTRY OF COMMERCE & INDUSTRY
MONROVIA



P.O. Box 9041
1000 Monrovia,
10 Liberia
info@moci.gov.lr
www.moci.gov.lr

Petroleum Product (Heavy Fuel Oil - HFO) Monthly Price Circular

August 11, 2020

New Price Ceiling For Petroleum Product Heavy Fuel Oil (HFO) on the Liberian Market Effective 12th August 2020

The Ministry of Commerce and Industry, in close consultation with the management of the Liberia Petroleum Refining Company, (LPRC), has announced that there will be a upward movement in the in the pump price of Heavy Fuel Oil within the commerce of Liberia.

Price per Metric Ton	Heavy Fuel Oil (HFO)
Selling Price	US\$653.71/MT

The Ministry of Commerce Inspectorate Team will be closely monitoring the approved ceiling price to avoid arbitrary hike in the price of HFO.

Prof: Wilson K. Tarpeh
MINISTER

Hon. Marie U. Coleman
MANAGING DIRECTOR / LPRC

GROW: Good policy for trade, Revitalizing the economy, Opening up the Private Sector and facilitating Work opportunities for the future.

Platts: 1-31 July,2020

No.	AVERAGES	PMS	AGO	Jet A-1	HFO
1	1-Jul-20	380.00	351.50	331.50	248.50
2	2-Jul-20	386.00	356.75	334.25	253.00
3	3-Jul-20	391.75	357.50	334.00	256.00
4	6-Jul-20	391.00	365.75	343.00	262.00
5	7-Jul-20	394.50	364.25	341.25	257.75
6	8-Jul-20	398.00	362.00	340.75	254.50
7	9-Jul-20	390.25	358.50	338.25	255.25
8	10-Jul-20	395.50	356.50	343.75	259.00
9	13-Jul-20	397.25	356.50	342.25	256.75
10	14-Jul-20	387.00	353.75	339.50	255.00
11	15-Jul-20	394.75	359.00	344.00	257.00
12	16-Jul-20	390.00	357.50	343.75	255.75
13	17-Jul-20	383.00	356.50	341.50	251.75
14	20-Jul-20	379.50	359.50	344.00	249.75
15	21-Jul-20	401.00	376.00	359.25	262.75
16	22-Jul-20	396.25	368.50	351.25	256.75
17	23-Jul-20	398.75	366.00	349.00	258.00
18	24-Jul-20	392.50	363.00	346.00	253.75
19	27-Jul-20	386.50	358.25	342.50	254.25
20	28-Jul-20	391.50	359.50	341.75	255.50
21	29-Jul-20	387.75	366.25	348.50	261.50
22	30-Jul-20	370.25	349.50	330.00	255.00
23	31-Jul-20	365.00	355.75	336.25	258.00
	Average (2-31 Jan 2020)	389.04	359.92	342.01	255.98

mke